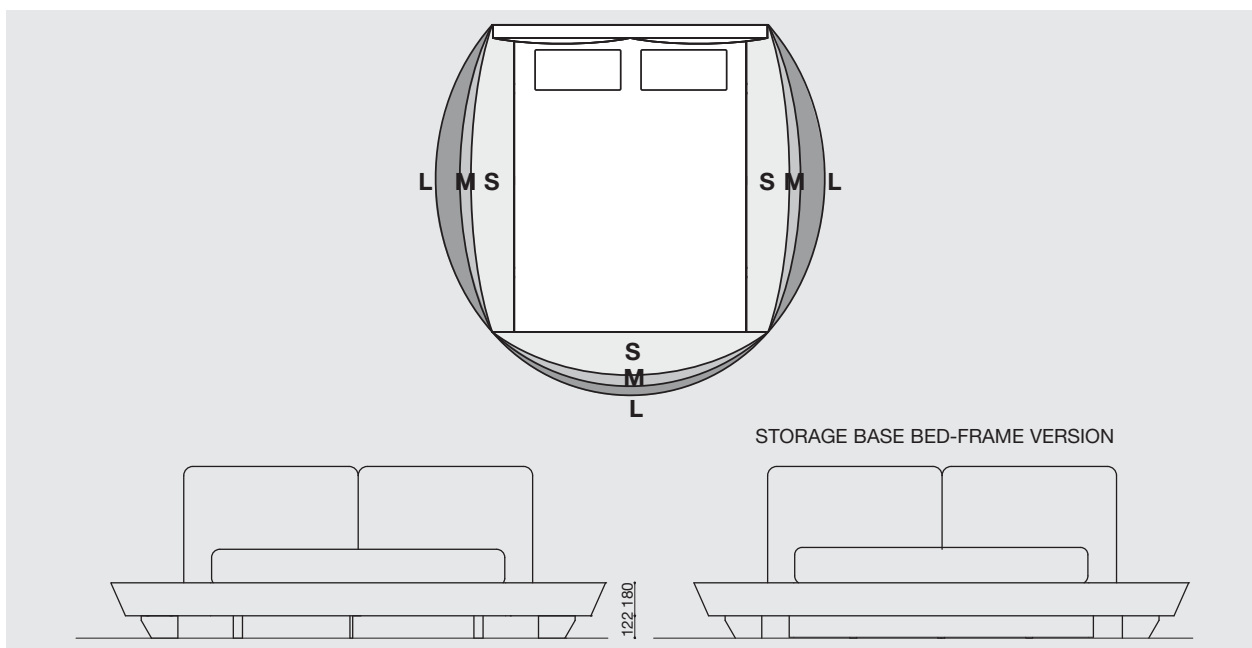


## dimensional features of the ZERO SIZE BED



The bed is available in 3 basic sizes (Large – Medium – Small) for a total of 11 arrangements.



**NOTES:** The bed is standard supplied with an external “A” mattress position with H 195 mm matching feet, on request it can be supplied with an inset “B” mattress position with H 131 mm matt lacquered finish feet. **SLATTED BASE NOT INCLUDED** (see page 96). The bed-frames are made from class E1 particleboard and solid pinewood upholstered with removable fabric, Tecnopelle and leather covers. On request it can be supplied with a methacrylate supporting base, cannot be used with a motor-driven slatted base. The model with a storage base bed-frame is supplied with a single slatted base with two positions. On request, the slatted base can be supplied unassembled with a surcharge of € 79.

**Specify when ordering if the motor-driven slatted base is required to prepare the holes needed and add the kit T237 on page 96. (Excluding versions with storage base).** Delivery terms for QUEEN beds require an additional 2 weeks on top of the usual terms.

CUSTOM-SIZED SOLUTIONS:	BED-FRAME WITH REDUCED DEPTH	BED-FRAME WITH D. 2100
UPHOLSTERED BED-FRAME	NO	NO

**NOTES:** the metres of fabrics indicated are calculated for plain fabrics without decorative textures or patterns. For the lengths required of patterned fabrics please consult our Sales Department. The m2 indicated for leather have been calculated for leathers **not smaller than 4.8 m2 without defects.**

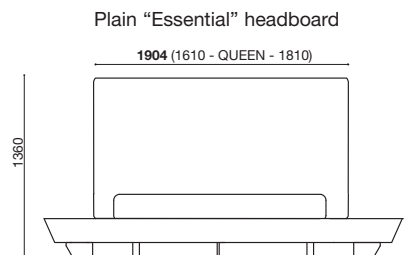
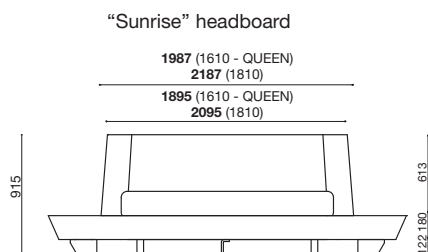
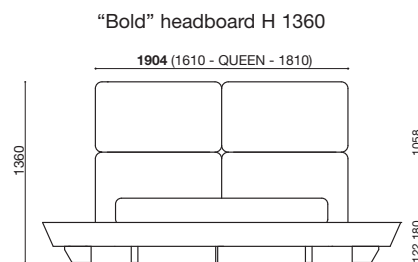
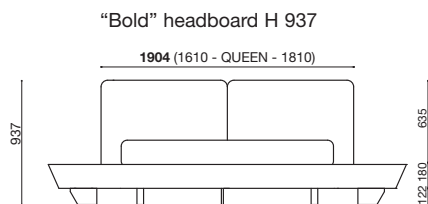
Leather, Tecnopelle or fabric required for customer's covers:

BED-FRAME	FABRIC W. 140	LEATHER
LARGE	LM. 8.40	SQ.M. 10.20
MEDIUM	LM. 6.90	SQ.M. 8.30
SMALL	LM. 6.90	SQ.M. 8.30
LARGE WITH STORAGE BASE BED-FRAME	LM. 8.90	SQ.M. 11.20
MEDIUM WITH STORAGE BASE BED-FRAME	LM. 7.40	SQ.M. 9.30
SMALL WITH STORAGE BASE BED-FRAME	LM. 7.40	SQ.M. 9.30

HEADBOARD	FABRIC W. 140	LEATHER
BOLD H 937	LM. 4.00	SQ.M. 7.90
BOLD H 1360	LM. 6.20	SQ.M. 12.60
ESSENTIAL	LM. 5.30	SQ.M. 11.60
SUNRISE W 1600	LM. 4.10	SQ.M. 8.00
SUNRISE W 1800	LM. 4.60	SQ.M. 8.90

## dimensional features of the ZERO SIZE BED

### UPHOLSTERED HEADBOARDS

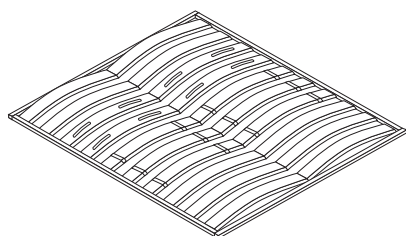


**NOTES:** The ESSENTIAL and SUNRISE headboards are made of class E1 particleboard and solid pinewood upholstered with fabric, Tecnopelle or leather (removable), the BOLD headboards are made from class E1 particleboard and solid pinewood, upholstered with Tecnopelle or leather (non-removable).

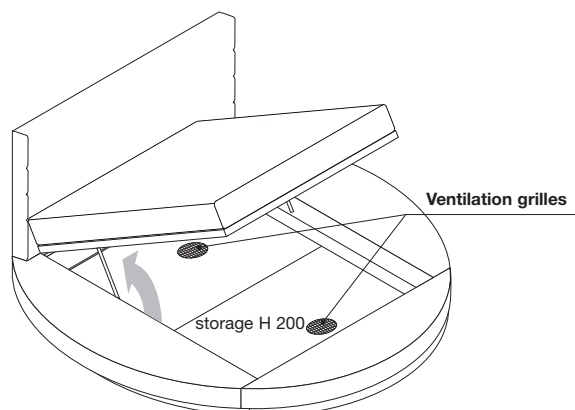
## 2-POSITION LIFT-UP STORAGE BASE VERSION

### WITH 2-POSITION LIFT-UP SLATTED BASE

As well as the advantage given by the storage space, thanks to a special mechanism, the system also offers the possibility of raising the slatted base to a position at which it is possible to make the bed while standing upright.



Available in widths 1610 and 1810.



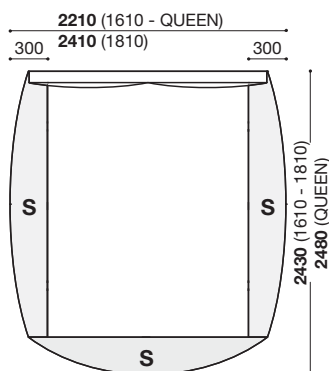
Zero size

The bed with storage base is supplied with an integrated slatted base with beech slats: 6 slats have rigidity regulators and 4 slats have different resistances for shoulder support.

**IN THE P1-P2-P3-P4 LEATHER VERSIONS THE BED IS SUPPLIED WITH A MESHED FABRIC REAR. ON REQUEST, THE REAR CAN BE SUPPLIED FINISHED WITH THE SAME LEATHER AS THE FRONT WITH A SURCHARGE OF 25%. IN THE FABRIC AND TECNOPELLE VERSIONS, THE BED IS FINISHED ON THE REAR WITH THE SAME MATERIAL.**

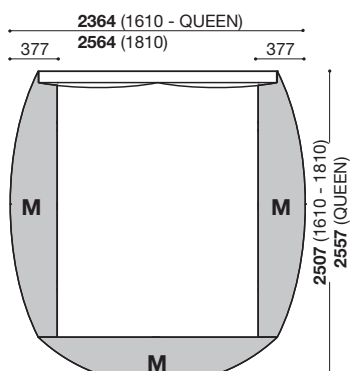
## dimensional features of the ZERO SIZE BED

### SMALL



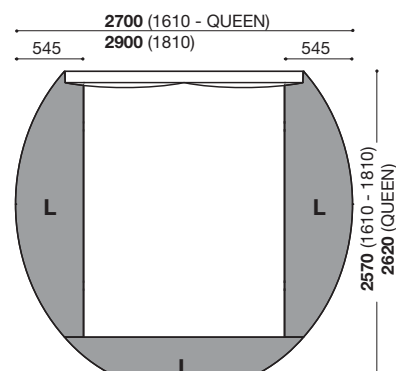
SMALL bed rails and foot rail

### MEDIUM

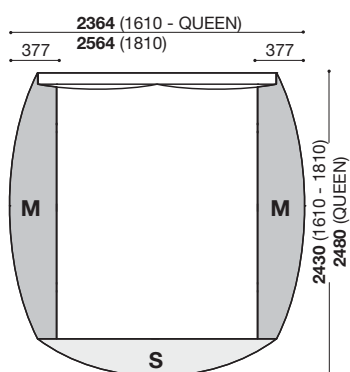


MEDIUM bed rails and foot rail

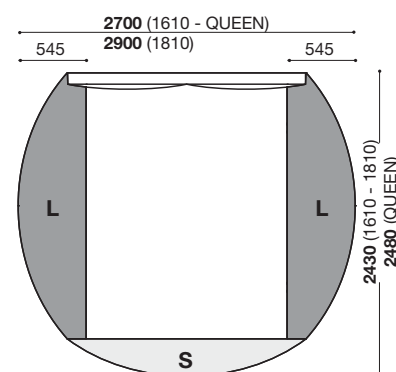
### LARGE



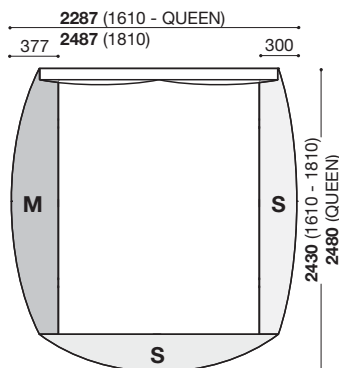
LARGE bed rails and foot rail



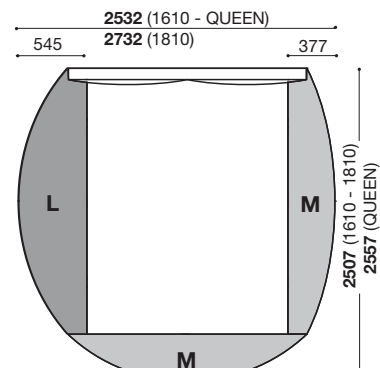
MEDIUM bed rails and SMALL foot rail



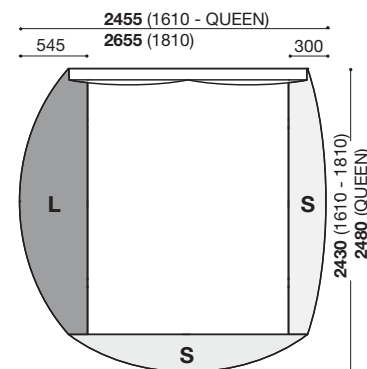
LARGE bed rails and SMALL foot rail



MEDIUM left-hand bed rail  
SMALL right-hand bed rail  
SMALL foot rail



LARGE left-hand bed rail  
MEDIUM right-hand bed rail  
MEDIUM foot rail



LARGE left-hand bed rail  
SMALL right-hand bed rail  
SMALL foot rail

The asymmetric versions are available right or left hand  
The storage base versions are 30 mm deeper.

suggestions on how to use the ZERO SIZE BED

